

1926-31 Coupe, Sedan, Victoria, Cabriolet and Pickup Windshield and Top

Windshield Group: 1926-27

Visor Frame

(open, cover with top fabric)
T-45499 125.00 ea

Windshield Header

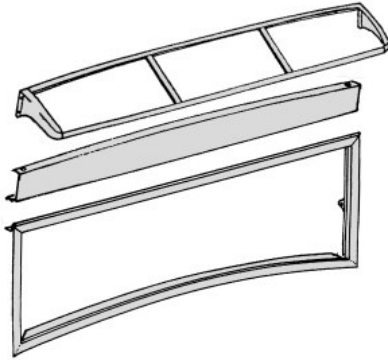
Open Back (wood frame body)
T-370 90.00 ea

Boxed back (steel frame body)
T-370-B not.avbl

Windshield Frame Kit

Extruded aluminum. Includes top hinge, frame to body gasket, and swing arm mount brackets.

T-45410 Unpolished 400.00 ea
T-45410-P Polished 550.00 ea



Windshield Group: 1928-29 Coupe & Tudor

Top to Visor Filler

Fiberglass
BWO2829UV 150.00 ea

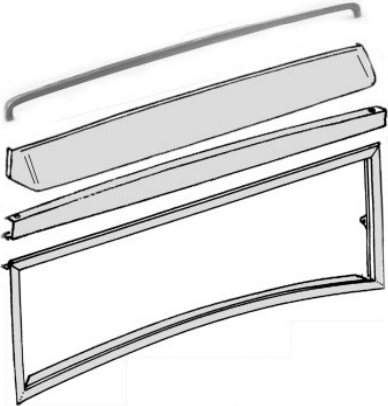
Visor, steel
A-45499-AR 100.00 ea

Header, steel
A-370-A 90.00 ea

Windshield Frame Kit

Excellent quality extruded aluminum. Includes the top hinge, the frame to body gasket, and brackets for mounting swing arms.

A-45410-A Unpolished 375.00 ea
A-45410-AP Polished 550.00 ea



Windshield Group: 1928-29 Pickup

Visor Frame, steel

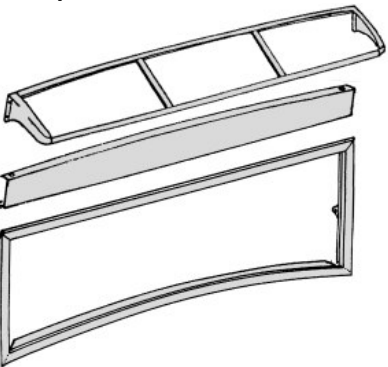
(frame only, cover with top fabric)
T-45499 125.00 ea

Header, steel
A-870-A 90.00 ea

Windshield Frame Kit

Excellent quality extruded aluminum. Includes the top hinge, the frame to body gasket, and brackets for mounting swing arms.

A-45410-A Unpolished 375.00 ea
A-45410-AP Polished 550.00 ea



Windshield Group: 1930-31 Coupe, Tudor, Pickup 1930 Cabriolet and Fordor

A-45499-B Visor, steel 145.00 ea
BWO3031V Visor, fiberglass 200.00 ea

A-171-B Header cover, 2" tall, coupes, steel 85.00 ea

A-471-B Header cover, 3" tall, tudor & pickup, steel 85.00 ea

BWO3031USW Header cover, Station wagon, fiberglass 200.00 ea

Windshield Frame Kit

Excellent quality extruded aluminum. Includes the top hinge, the frame to body gasket, and brackets for mounting swing arms.

Unpolished

A-45410-B 375.00 ea

Polished

A-45410-BP 550.00 ea

Cowl to Windshield Filler

Fiberglass
BWO3031L 150.00 ea

Windshield Group: 1930-31 Victoria

1931 Slant Fordor & Cabriolet

Windshield Frame Kit

Excellent quality extruded aluminum. Includes the top hinge, the frame to body gasket, and brackets for mounting swing arms.

Unpolished

A-45410-E 350.00 ea

Polished

A-45410-EP 575.00 ea

Cowl to Windshield Filler

BWO3031LV fiberglass 150.00 ea

Windshield Glass to Frame Setting Tape

B-37193-A All years, 20 ft, 1/32"thick 10.00 ea

B-37193-B All years, 20 ft, 3/64"thick 10.00 ea

B-37193-C All years, 20 ft, 1/16"thick 15.00 ea

B-37193-D All years, 20 ft, 5/64"thick 15.00 ea

Windshield Frame to Body Seal, Rubber

A-45504 Sides and bottom seal, fit steel frames 5.00 ea

A-79501 Sides and bottom seal, fit aluminum frames 10.00 ea

A-79550 Windshield Frame to Header Seal, Rubber 5.00 ea

Windshield Frame to Body Screw Sets

A-45410-MA 1928-29 Closed car & Pickup 2.50 set

A-45410-MB 1930-31 Closed car & Pickup 2.00 set

Windshield Frame Screws

These hold the windshield halves together. New screws should be used when windshield glass is replaced.

A-45410-IS 1926-31 Closed car, 1928-34 Pickup, set of 4 2.00 set

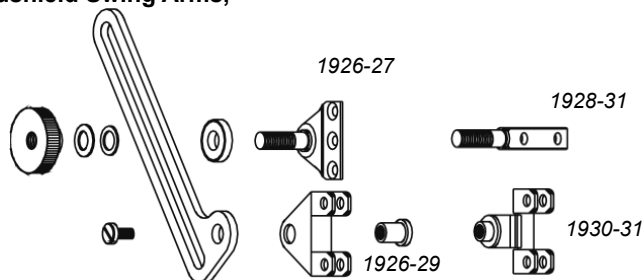
Traffic signal finder prism

A-18300 Any year 7.50 ea



1926-31 Coupe, Sedan, Victoria, Cabriolet and Pickup Windshield and Top, cont

Windshield Swing Arms,



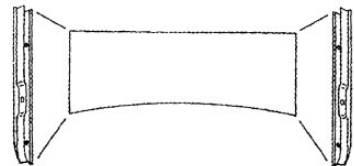
A-45463-BS	Swing arms, stock height, chrome	12.50 pr
A-45463-CS	Swing arms, 2" chop, stainless	60.00 pr
A-45482-S	Knobs, chrome	15.00 pr
A-45477-S	Clamp Washers, Chrome w/fiber insert	7.50 pr
A-45483	Spring Washers	5.00 pr
A-45471-A	Mt bkt on frame, 1926-29	10.00 ea
A-45471-B	Mt bkt on frame, 1930-31 Coupe/Tudor/PU	10.00 ea
A-45471-E	Mt bkt on frame, 1930-31 Victoria/4d	20.00 ea
A-45475-S	Mounting Screw to Bracket with sleeve nut	5.00 pr
T-45439	Stud on body, 1926-27	not.avbl
A-45439	Stud to body, 1928-31	17.50 ea

Closed Car Windshield Windwing Brackets, Chrome

Mounts to door on any straight windshield car.

A-18200-C	1926-31 All Closed Cars	75.00 ea
-----------	-------------------------	----------

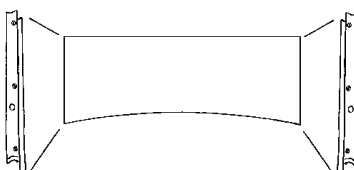
1928-29 Coupe & Tudor Windshield Side Garnish Moldings



Stamped steel, plain

A-46106-AS	45.00 pr
------------	----------

1930-31 Coupe, Tudor, Pickup Windshield Side Garnish Moldings



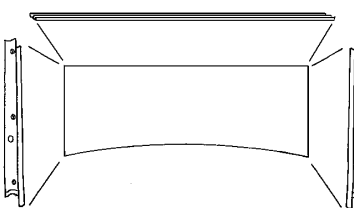
Stamped steel, plain

A-46106-BS	45.00 pr
------------	----------

Stamped stainless steel

A-46106-BSS	55.00 pr
-------------	----------

1930-31 Victoria, 1931 Fordor Windshield Garnish Moldings



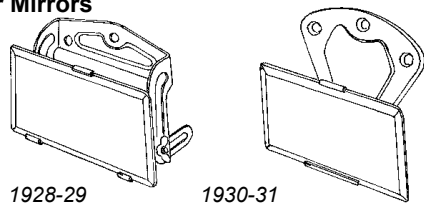
Upholstery Retainer
Above Windshield

A-542	185.00 ea
-------	-----------

Side Garnish Moldings:

A-41606-V	85.00 pr
-----------	----------

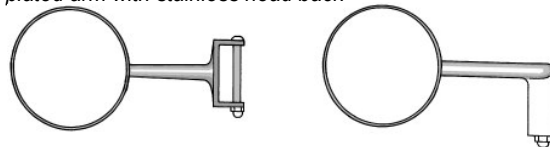
Windshield Center Mirrors



A-17682-A	1926-29 Closed & Cabriolet w/black bracket	25.00 ea
A-17682-B	1930-31 Closed & Cabriolet w/black bracket	40.00 ea
A-17682-C	1930-31 Closed & Cabriolet w/chrome bracket	45.00 ea

Door Hinge Mirrors

Chrome plated arm with stainless head back



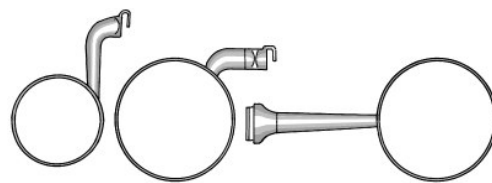
A-17741-AR	1926-29 Coupe, Sedan, & Pickup, RH or LH	45.00 ea
A-17741-BR	1930-31 Coupe, Sedan, & Pickup, RH	45.00 ea
A-17741-BL	1930-31 Coupe, Sedan, & Pickup, LH	45.00 ea

Replacement Mirror Head

B-17741-MH	Replacement head with flat glass	22.50 ea
B-17741-MHC	Replacement head with convex glass	20.00 ea

Peep Mirrors,

*Chrome Plated
Clamps to edge
of door.*



78-18414-PR	3" dia, angled arm, RH	27.50 ea
78-18414-PL	3" dia, angled arm, LH	27.50 ea
B-18414-R	4" dia, angled arm, RH	27.50 ea
B-18414-L	4" dia, angled arm, LH	27.50 ea
A-17741-U	4" dia, straight arm, RH or LH	27.50 ea

Swan Neck Mirror

4"chrome head, 6"curved aluminum arm with teardrop base. Mounts with thru bolt into cowl or door panel.

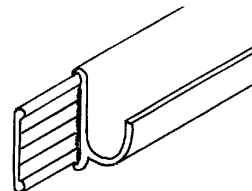
HR-18402/3-S	Curve neck mirrors	70.00 pr
--------------	--------------------	----------

Closed Car Top Material, Vinyl

A-700666	Black long grain vinyl, 65"wide	7.50 ft
----------	---------------------------------	---------

1928-31 Tudor Sedan, 1928-29 Coupe Top Rain Gutters

Two-piece, snap together aluminum extrusions. Install by bending to fit roof contour. Then fasten the inner (flat) piece to the roof and snapping the outer gutter onto it. Each strip set is approx 84"long, and includes 1 gutter & 1 retainer. Two strip sets required per car.

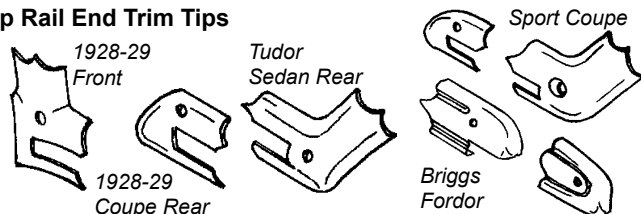


A-47301	Rain gutter strip set (inner & outer)	32.50 ea
---------	---------------------------------------	----------

1928-31 Pickup Top Rain Gutters, Stamped Steel

A-47301-PUA	1928-29 Pickup	45.00 pr
A-47301-PUB	1930-31 Pickup	37.50 pr

Drip Rail End Trim Tips



A-47303-D	Front: 1928-29 Coupe & Tudor Sedan	7.50 pr
A-47303-E	Rear: 1928-29 Coupe	7.50 pr
A-47303-G	Rear: 1929-31 Tudor Sedans	7.50 pr
A-53550/51	Front: 1928-29 Sport Coupe	7.50 pr
A-52292/93	Rear: 1928-31 Sport Coupe	7.50 pr
A-47303-C	Front: 1928-29 Briggs Fordor	7.50 pr
A-47303-F	Rear: 1928-29 Briggs Fordor	7.50 pr

* Parts with price listed as "not.avbl" are not known to be available at this time, but are listed for reference.

1926-31 Coupe, Sedan, Victoria, Cabriolet and Pickup Windshield and Top, cont

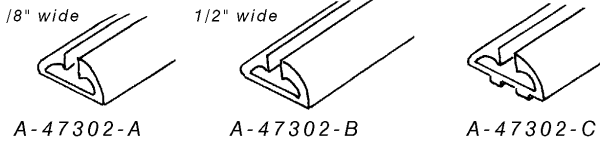
1930 Cloth Back Victoria Top Binding End Tips

A-47303-B 1.00 ea



1930-31 Top Retainer Moldings

Extruded aluminum. Form to fit. When installing use a "V" shaped block to fold molding to hide nails. File for finished shape.



Front Top Molding, 60" length

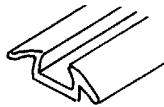
A-47302-A	1930-31 Coupe, Victoria, 1929-30 Fordor	20.00 ea
A-47302-B	1930-31 Tudor, Pickup, 1931 Fordor	20.00 ea
A-47301-4	1931 Victoria & Slant Windshield Fordor	20.00 ea

Side & Rear Top Molding, 120" length

A-47302-C	1930-31 Coupe (1 required per car), 1930-31 Victoria & Fordor (2 required per car)	40.00 ea
-----------	---	----------

Late 1931 Top Retainer Moldings and Seals

Extruded aluminum retainer moldings. Must be formed to fit. Coupes use 2 lengths, Sedans and Victorias use 3 lengths. A rubber seal bead is used to seal and hide the attaching nails.



B-705019	Retainer molding, 70" length	20.00 ea
B-705020-S	Retainer seal bead, rubber	10.00 ea

1928-31 Sport Coupe Top Landau Arms

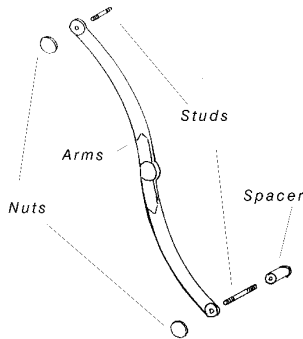
Landau arms, polished aluminum
A-52252/3 45.00 pr

Landau arms to quarter brackets
A-51713/14 1928-29 90.00 pr
A-51713/14-B 1930-31 60.00 pr

Landau arm stud set
A-52270-S 12.50 set

Landau arms spacer set
A-52272/74-B 90.00 set

Landau nuts, stainless 1 1/2" dia
A-37708-LS 15.00 ea



Back Window Frames

(glass not included)

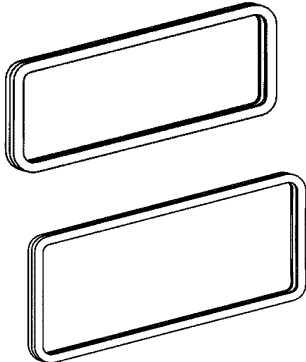
1928-31 Cabriolet (16 5/8" x 7" od)

Stainless outer/tan inner
A-37639-PL 200.00 ea

Stainless outer/chrome inner
A-37639-SS 250.00 ea

1928-31 Sport Coupe (20 5/8" x 7" od)

Stainless outer/tan inner
A-50639-PL 325.00 ea



1929-30 Cabriolet (60-B) Top Irons and Bows

A-764800-BS	Top irons, all stainless	not.avbl
A-764855-B1	Header, Oak	not.avbl
A-764855-B2	Middle bow, oak	not.avbl
A-764855-B3	Rear bow, oak	not.avbl
A-764880-B	Header metal cover, steel	not.avbl
A-37708-LC	Landau arm nut, 1 3/4" dia. with hex inner nut	15.00 ea

1931 Cabriolet (68-C Slant Windshield) Top Irons & Bows

A-764800-CS	Top irons, stainless, w/center bow	not.avbl
A-37708-LC	Landau arm nut, 1 3/4" dia. with hex inner nut	15.00 ea

1928-31 Cabriolet Top Windlace Retainer

A-48167-A	Quarter Pillar Windlace Retainer, 1929-30	125.00 pr
-----------	---	-----------

Top Dowel Socket

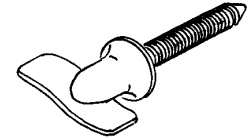
1931 Cabriolet & A-400

Cast bronze, Chromed



B-761412	105.00 ea
----------	-----------

Cabriolet & A-400 Top Iron to Windshield Thumbscrew



B-37472	7.50 ea
---------	---------

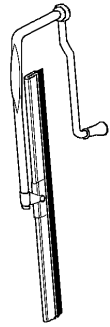
1928-31 Cabriolet Top Windlace Retainer

A-48167-B	Quarter Pillar Windlace Retainer, 1931	115.00 pr
-----------	--	-----------

Windshield Wipers

Hand Wiper,

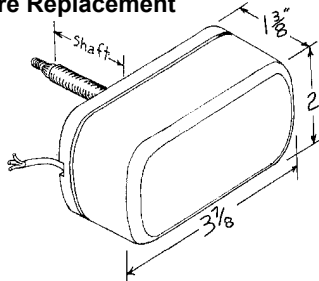
Chrome, with blade



A-17655-AR Any year 25.00 ea

Wiper Motor: 12 Volt Miniature Replacement

This is the smallest 12v wiper available. This wiper will fit inside header! 100 degree wipe, self park feature. Motor supplied with plastic cover.



Uses 1937-40 style tapered shaft. Shaft nut included.

Motor:

B-17508-A10	1" shaft, 1932-36 Roadster & Phaeton 1926-29 Coupe, Tudor & Pickup	160.00 ea
B-17508-A15	1 1/2" shaft: 1928-31 Roadster & Phaeton 1935-38 Coupes & Sedans, 1935-47 Pickups	160.00 ea
B-17508-A20	2" shaft: 1930-31 Victoria & Slant Windshield 1932-34 Coupes & Sedans, 1938-47 Cabover	160.00 ea
B-17508-A25	2 1/2" shaft: 1930-31 Coupe, Sedan, Pickup (requires hollowing of wood header above windshield)	160.00 ea

Finned Aluminum Cover for Miniature Motor

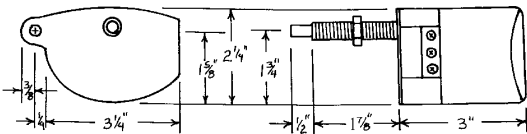
Cast aluminum, includes mounting screws, Replaces the plastic cover on the Pacific Western Design mini wiper. Perfect for roadsters and phaetons where the motor is exposed



B-17508-C 125.00 ea

12 Volt Universal Replacement Wiper Kits

Motor has stainless steel housing, 110 degree wipe and automatic return. An adjustable (8"-12") wiper arm and an 11" blade are included. The wiper shaft can easily be shortened. This wiper will extend past header area. Has a plain 1/4" shaft.



A-17085-SS	12v Universal wiper kit	50.00 ea
SR-17508-SWK	12v Universal wiper w/quick release kit	140.00 ea
U-17529	Arm for universal A-17085-SS motor	17.50 ea
U-17529-CHP	Chopped arm, 6" to 8", for A-17085-SS motor	17.50 ea
U-17528	Blade for universal A-17085-SS motor	5.00 ea

Replacement Electric Wiper Motor for 1928-36 Arms

Similar dimensions to universal wiper except with switch at back. Arms and blades not included

A-17085-12	12 volt	40.00 ea
A-17085-6	6 volt	45.00 ea

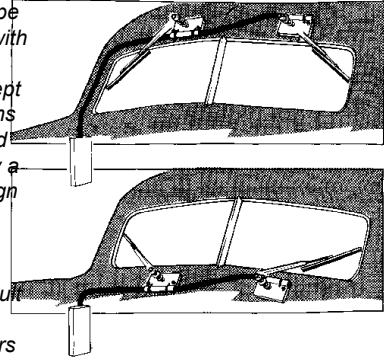
Roadster "quick release" wiper system

Designed to clamp to the top of the windshield frame for use only when needed. Includes motor, blades, clamps and wire.

SR-17508-SWK 1926-36 140.00 ea

Specialty Power Windows Wiper Kit

This is the heaviest duty unit available. Universal dual wiper drive has two wiper shafts with a simple to adjust 90 to 160 degree sweep. Towers accept either 1/2" fine knurl end arms (1941-modern), or 1/4" round shaft arm ends. Power is by a high torque late model design wiper motor, using a push-pull cable transmission. For above windshield mounted wipers cable routing is difficult through windshield post so mounting motor behind doors is recommended.



SPW-WWK2I	Wiper Kit for cowl mounting	400.00 ea
SPW-WWKXLWD-2I	Wiper Kit w/long cable for trunk mounting	425.00 ea

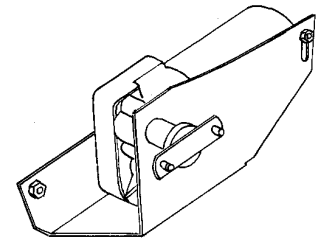
In Header 12v Wiper Kit

Mounts in header, includes transmission, wiper towers, wiper arms and blades

T-17508-2S	1926-27 Coupe & Sedan	450.00 ea
A-17508-A2S	1928-29 Coupe & Sedan	450.00 ea
A-17508-T2S	1928-29 Pickup	450.00 ea
A-17508-2S	1930-31 Coupe & Tudor	425.00 ea
B-17508-T2S	1932-34 Pickup	450.00 ea
48-17508-2S	1935-36 Coupe & Sedan	450.00 ea
50-17508-2S	1935-36 Pickup	450.00 ea
78-17508-C2S	1937 Coupe & Sedan	450.00 ea
81A-17508-C2S	1938 Coupe & Sedan	450.00 ea
01C-17508-2S	1940-47 Pickup	450.00 ea

Direct Replacement 12 volt Wiper Motors

Replaces original vacuum wiper and uses original transmission and towers.



78-17508-2S	1937-39 Convertible & Wagon (stock under dash location)	250.00 ea
91A-17508-2S	1939 Coupe & Sedan	250.00 ea
01A-17508-2S	1940 Passenger (firewall mount)	250.00 ea
11A-17508-2S	1941 Coupe, Sedan & Convertible	250.00 ea
21A-17508-2S	1942-47 Coupe, Sedan & Convertible	250.00 ea
6A-17508-2S	1948 Coupe, Sedan & Convertible	250.00 ea
7C-17508-2S	1948-50 Pickup	250.00 ea
1C-17508-2S	1951-52 Pickup (replaces vacuum motor)	250.00 ea
1C-17508-E2S	1951-52 Pickup (replaces original electric motor)	275.00 ea
BAAA-17508-2S	1953-55 Pickup (replaces vacuum motor)	250.00 ea
BAAA-17508-E2S	1953-55 Pickup (replaces original electric motor)	275.00 ea
B6C-17508-2S	1956-60 Pickup (replaces vacuum motor)	250.00 ea
B6C-17508-E2S	1956-60 Pickup (replaces original electric motor)	275.00 ea

Wiper Motor to Linkage Spring Clip

78-17540	1937-40 Convertible/Wagon, 1940 Passenger	5.00 ea
06H-17531	1941-48 Passenger, 1948-56 Pickup	2.00 ea

* Parts with price listed as "not.avbl" are not known to be available at this time, but are listed for reference.

Windshield Wipers, cont

Wiper Tube (or Wiring) to Cowl Grommet

B-17523	1932-36 Roadster & Phaeton	7.50 ea
---------	----------------------------	---------

Wiper motor to windshield frame clamp

1926-31 Roadster & Phaeton

A-17589-S	fits original vacuum motor use spacers with mini wiper	10.00 set
-----------	---	-----------

Wiper Motor Shaft to Roof Seals & Bezels

40-17515	1933-34 Coupe & Sedan: Bezel, chrome	not.avbl
40-17541	1933-34 Coupe & Sedan: Seal, rubber	3.00 ea
48-17515	1935-36 Coupe, Sedan & PU: Bezel, chrome	not.avbl
48-17541	1935-36 Coupe, Sedan & PU: Seal, rubber	5.00 ea
78-17515	1937-39 Coupe, Sedan & PU: Bezel, chrome	12.50 ea
11A-17541	1937-39 Coupe, Sedan & PU: Seals, rubber	3.00 pr

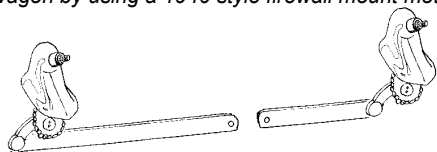
Wiper Motor Shaft to Cowl Seals and Bezels

01C-17515	1940-47 Pickup: Bezel, chrome	not.avbl
11A-17541	1940-47 Pickup: Seal, rubber	3.00 pr
11A-17515	1941-48 Passenger: Bezel, chrome	22.50 pr
11A-17541	1941-48 Passenger: Seal	3.00 pr
7C-17515	1948-52 PU: Bezel, chrome, RH or LH	10.00 ea
7C-17515-NUT	1948-52 PU : Nut (hex), chrome, RH or LH	7.50 ea
7C-17541	1948-52 PU: Seal, 1948-52	3.00 pr
BAAA-17515	1953-56 PU: Bezel, chrome, RH or LH	7.50 ea
7C-17515-NUT	1953-55 PU: Nut (hex), chrome, RH or LH	7.50 ea
B6C-17515-NUT	1956 PU: Nut (slotted), chrome, RH or LH	7.50 ea
BAAA-17541	1953-56 PU: Seal, 1953-56	3.00 pr

Windshield Wiper Towers on Body

Includes both towers and linkage to motor

1940 Convertible/Wagon towers and linkage can be used on 1937-39 Convertible/Wagon by using a 1940 style firewall mount motor.



78-17552-S	Wiper Towers: 1937-39 Convertible/Wagon	120.00 set
01A-17552-CS	Wiper Towers: 1940 Convertible/Wagon	175.00 set
01A-17552-DS	Wiper Towers: 1940 Coupe & Sedan	120.00 set
78-17556	Pads: 1937-40 Convertible	5.00 pr
01A-17556	Pads: 1940 Coupe & Sedan	5.00 pr

1948-56 Pickup Wiper Pivot

7C-17566-A	RH, 1951-52 Pickup	35.00 ea
7C-17567-A	LH, 1951-52 Pickup	35.00 ea
BAAA-17566	RH or LH, 1953-55 Pickup	30.00 ea
B6C-17566	RH or LH, 1956 Pickup	30.00 ea

Wiper Arms and Blade for 1928-36 Wiper Shaft

Fits the 1928-36 shaft with the groove and pin hole.

Note that most cars and pickup with visor used an external mount wiper motor.

Wiper Arms

A-17529	for external mount vacuum motor	5.00 ea
B-17529	for internal mounted motors	10.00 ea

Wiper Blade

A-17528	Wiper blade, 7 1/4"	5.00 ea
68-17528	Wiper blade, 8 1/4"	5.00 ea
11A-17528	Wiper blade, 9"	5.00 ea

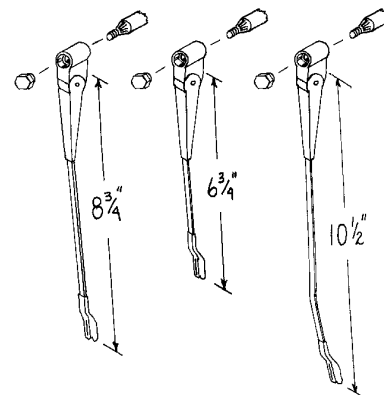


Wiper Arms and Blades for 1937-40 Taper shaft

1937-40 Style arms and blades fit original vacuum wipers or 12v miniature replacement motors.

Original Ford used the hook style. Hook style blades can be easily shortened. Hook style arms can be shortened with modest effort.

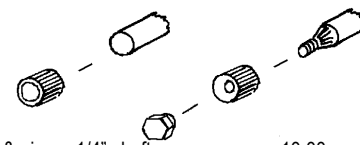
Wrist style arms and blades are the 1950's style attachment and are not easily shortened.



"Hook Style"		"Wrist Style"		
Wiper Arm 6 3/4"	01A-17529	17.50 ea	01A-17529-WT	17.50 ea
Wiper Arm, 8 3/4"	78-17529	17.50 ea	78-17529-WT	17.50 ea
Wiper Arm, 10 1/2" LH	01C-17526-LH	17.50 ea	01C-17527-WT	17.50 ea
Wiper Arm, 10 1/2" RH	01C-17526-RH	17.50 ea	01C-17526-WT	17.50 ea
Wiper Blade, 6"	A-17528	5.00 ea	SR-17528	15.00 ea
Wiper Blade, 8"	68-17528	5.00 ea	78-17528-WT	15.00 ea
Wiper Blade, 9"	11A-17528	5.00 ea		
Wiper Arm Shaft Nut	78-17481	7.50 ea		

1/2 Spline Shaft Adaptor

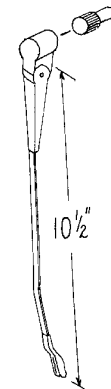
1/2" Spline shaft end to mount to 1928-36 groove & pin style, 1/4" smooth, and 1937-40 taper shaft (nut not included)



11A-17500-2836	fits 1928-36 groove & pin, or 1/4" shaft	10.00 ea
11A-17500-3740	fits 1937-40 taper shaft	10.00 ea

Wiper Arms and Blades Fit 1941-Modern 1/2" Spline shaft

"Hook" blade/arm connection style were original through 1948. Hook style blades can easily be shortened. Wrist style was typical 1949-1950's. A more effective wiper design yet difficult to modify length



	Hook Style		Wrist Style.	
6" blade			SR-17528	15.00 ea
7 1/2" blade	A-17528	5.00 ea		
8 1/4" blade	68-17528	5.00 ea	78-17528-WT	15.00 ea
9" blade (41-48)	11A-17528	5.00 ea		
10" blade (48-52 PU)			7C-17528	15.00 ea
11" blade			8A-17528	17.50 ea
12" blade (53-56 PU)			B6C-17528	15.00 ea
Arm RH 41-48 10 1/2"	11A-17529-R	17.50 ea	11A-17529-RW	17.50 ea
Arm LH 41-48 10 1/2"	11A-17529-L	17.50 ea	11A-17529-LW	17.50 ea
Arm, 48-52 PU	7C-17527	17.50 ea		
Arm, 53-55 PU	B6C-17527	17.50 ea		
Arm, 56 PU LH	B6C-17527	17.50 ea		
Arm, 56 PU RH	B6C-17526	17.50 ea		

* Parts with price listed as "not.avbl" are not known to be available at this time, but are listed for reference.