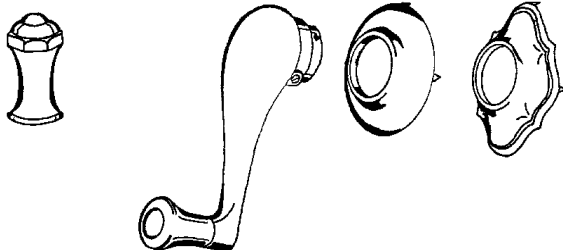


Inside Door and Window Handles

1926-27 Closed Car, 1928-29 Pickup



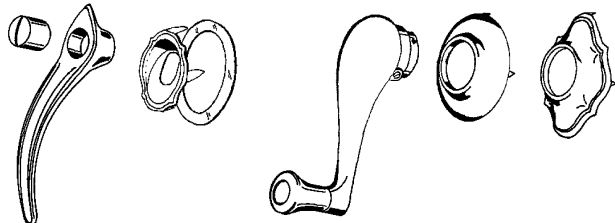
Inside Latch Handle

A-35710	Inside handle knob, chrome plated	7.50 ea
T-8320-BX	Inside handle shaft anti-rattler, rubber	5.00 pr

Window riser handle

A-702780-A	Window riser handle, chrome plated	15.00 ea
A-46250-P	Handle to shaft pin	0.25 ea
A-48139-A	Escutcheon, standard, chrome plated	5.00 ea
A-48139-B	Escutcheon, deluxe, chrome plated	5.00 ea
B-48284	Escutcheon spring (under upholstery)	0.50 ea

1928-31 Coupe & Tudor, & 1930-31 Pickup Handles



Inside Door Handles

A-702400-AR	1928-29 inside door handle, chrome	7.50 ea
A-702400-A	1930-31 inside door handle, chrome	10.00 ea
A-702400-SN	Sleeve nut, chrome	2.00 ea
A-46270-AR	Escutcheon (Standard style), chrome	7.50 ea
A-46270-B	Escutcheon (Deluxe style), chrome	5.00 ea
A-48140	Dovetail escutcheon for THIN upholstery	1.50 ea

Window riser handle

A-702780-A	Window riser handle, chrome	15.00 ea
A-48200-BR	1931 Coupe back window "T" handle, chrome	10.00 ea
A-46250-P	Handle to shaft pin	0.25 ea
A-48139-A	Escutcheon, standard, chrome	5.00 ea
A-48139-B	Escutcheon, deluxe, chrome	5.00 ea
B-48284	Escutcheon spring (under upholstery)	0.50 ea

Inside Slide Locks & Handles (used on LH door only)

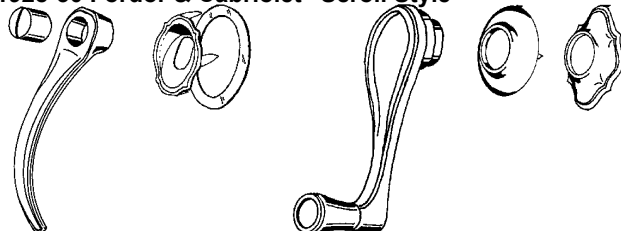
A-46168	Lock assy	5.00 ea
A-46192	Knob, chrome	5.00 ea
A-46272-AR	Escutcheon (Std)	10.00 ea
A-46272	Escutcheon (Dlx)	5.00 ea

1928-31 Roadster & Phaeton



A-35710	Early 1928 handle knob, chrome	7.50 ea
A-702400-C	Inside handle, chrome	10.00 ea
A-48140	Dovetail escutcheon THIN upholstery	1.50 ea
40-48139-B	Escutcheon, stainless	7.50 ea
A-702400-CAS	Special shaft to use inside handle only on 29-31 (outside handle) latches	50.00 ea

1928-30 Fordor & Cabriolet "Scroll Style"



Inside Door Handles

A-702400-B	Inside door handle	10.00 ea
A-702400-SN	Sleeve nut	2.00 ea
A-46270-B	Escutcheon	5.00 ea
A-48140	Dovetail escutcheon for THIN upholstery	1.50 ea

Window riser handle, chrome plated

A-702780-B	Window riser handle	15.00 ea
A-48200-BR	Fordor quarter window "T" handle	10.00 ea
A-46250-P	Handle to shaft pin	0.25 ea
A-48139-A	Escutcheon, standard	5.00 ea
A-48139-B	Escutcheon, deluxe	5.00 ea
B-48284	Escutcheon spring (under upholstery)	0.50 ea

Door Lock Inside Turn Knob, Chrome Plated

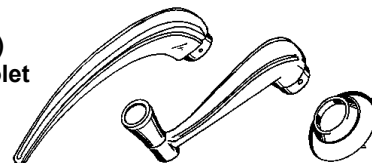
A-61148-CR	Fordor LF and rear doors	7.50 ea
------------	--------------------------	---------

1928-56 Panel Truck Back Door Handles

A-702400-C	Handle, chrome plated	10.00 ea
------------	-----------------------	----------

1930-31 Victoria

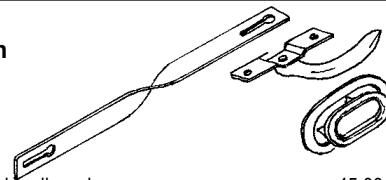
1931 (Slant windshield) Fordor Sedan & Cabriolet



A-702400-V	Inside door handle, chrome	10.00 ea
A-702780-V	Door window riser handle, chrome	15.00 ea
A-48200-BR	Fordor quarter window "T" handle, chrome	10.00 ea
A-46250-P	Handle to shaft pin	0.25 ea
B-48139-C	Escutcheon, stainless	7.50 ea
B-48284	Escutcheon spring (under upholstery)	0.50 ea

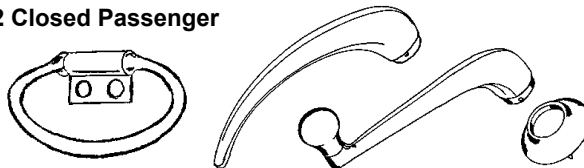
1930-31 Tudor Phaeton

1932 Roadster & Phaeton



18-702400-A	Inside door handles, chrome	45.00 pr
B-48139-BS	Escutcheons, chrome	17.50 pr
A-48140	Dovetail escutcheon THIN upholstery	1.50 ea
18-702400-R	Inside handle to latch links	10.00 pr

1932 Closed Passenger

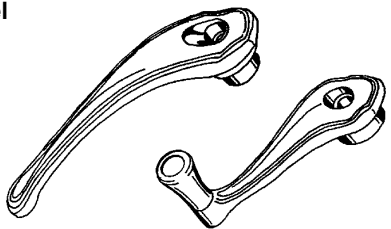


B-702400-ES	Inside door handle, chrome	10.00 ea
B-702780-ES	Window riser handle, chrome	12.50 ea
A-48200-BR	Back & quarter window "T" handle, chrome	10.00 ea
A-46250-P	Handle to shaft pin	0.25 ea
B-48139-C	Escutcheon, chrome	7.50 ea
B-48284	Escutcheon spring (under upholstery)	0.50 ea
40-702420-A	Closer ring, stainless, 3 Window only	50.00 pr

* Parts with price listed as "not.avbl" are not known to be available at this time, but are listed for reference.


Inside Door and Window Handles, cont

1932-34 Pickup & Panel



46-702400-S	Inside door handle	12.50 ea
46-702780	Window riser handle	12.50 ea
A-46250-P	Handle to shaft pin	0.25 ea
46-48139-C	Escutcheon	7.50 ea

1933-34 Roadster & Phaeton



A-702400-C	Inside door handle, chrome	10.00 ea
40-48139-B	Escutcheon, chrome	7.50 ea
B-48284	Escutcheon spring (under upholstery)	0.50 ea

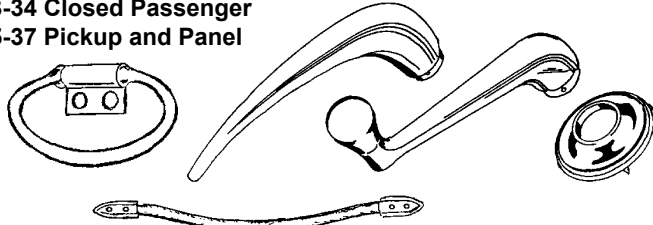
Special "inside handle only" adaptor shaft

To use inside handle only on roadster door latches and Wescott 1933-34 handle linkage.

A-702400-CAS	adaptor shaft	50.00 ea
--------------	---------------	----------

1933-34 Closed Passenger

1935-37 Pickup and Panel



40-702400-ES	Inside door handle, chrome	12.50 ea
40-702780-ES	Window riser handle, chrome	12.50 ea
40-722470	Back & quarter window "T" handle, chrome	12.50 ea
40-725900	Remote rumble release handle, chrome	17.50 ea
A-46250-P	Handle to shaft pin	0.25 ea
40-48139-C	Escutcheon, stainless	7.50 ea
B-48284	Escutcheon spring (under upholstery)	0.50 ea

Door Lock Inside Turn Knob, Chrome Plated

A-61148-CR	1933-34 Passenger LF and fordor rear	7.50 ea
------------	--------------------------------------	---------

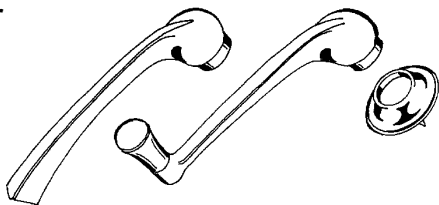
Door Close Assist Handles

40-702420-A	1933 ring style, stainless	50.00 pr
40-702420-B	1934 cord style, fabric w/chrome ends	40.00 pr

1935 Closed Passenger

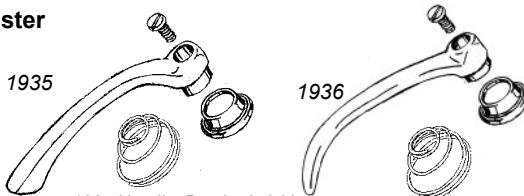
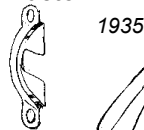
Handles available chrome plated or plastic dipped.

Escutcheons available chrome plated or molded plastic.



48-702400-S	Inside door handle, chrome plated	12.50 ea
48-702400-G	Inside door handle, gray	15.00 ea
48-702780-S	Window handle, chrome plated	12.50 ea
48-702780-G	Window handle, gray	15.00 ea
A-46250-P	Handle to shaft pin	0.25 ea
48-48139-AC	Escutcheon, chrome plated	7.50 ea
48-48139-PG	Escutcheon, gray	5.00 ea
B-48284	Escutcheon spring (under upholstery)	0.50 ea

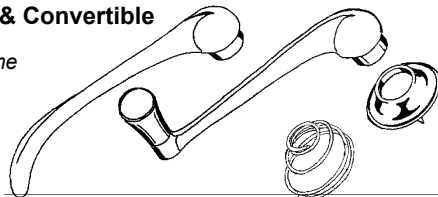
1935 Roadster & Phaeton



48-762200	1935 Handle, Brushed nickle plate	35.00 ea
68-762200	1936 Handle, Chrome plated	35.00 ea
68-48139-BC	Escutcheon, Chrome plated	7.50 ea
B-48284	Escutcheon spring (under upholstery)	0.50 ea
68-7622012-S	Door latch striker escutcheon, chrome steel	25.00 ea

1936 Coupe, Sedan & Convertible

Handles available chrome plated or plastic dipped.
Escutcheons available chrome plated or molded plastic.



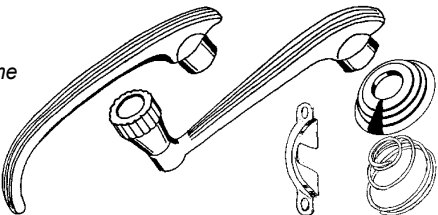
68-702400-S	Inside door handle, chrome plated	12.50 ea
68-702400-G	Inside door handle, gray	15.00 ea
68-702400-M	Inside door handle, mahogany	not.avbl
68-702780-S	Window riser handle, chrome plated	12.50 ea
68-702780-G	Window riser handle, gray,	15.00 ea
68-702780-M	Window riser handle, mahogany,	15.00 ea
A-46250-P	Handle to shaft pin	0.25 ea
48-48139-AC	Escutcheon, chrome plated	7.50 ea
68-48139-PG	Escutcheon, gray plastic	5.00 ea
68-48139-PR	Escutcheon, red-brown plastic	5.00 ea
B-48284	Escutcheon spring (under upholstery)	0.50 ea

1936-39 Station Wagon, front & rear, 1940-48 rear

68-792400/1	Cast stainless	105.00 ea
-------------	----------------	-----------

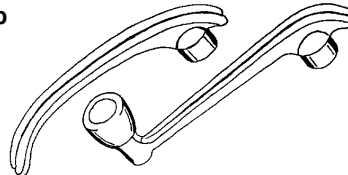
1937 Passenger

Handles available chrome plated or plastic dipped.
Escutcheons available chrome plated or molded plastic.



78-702400-S	Inside door handle, chrome plated	12.50 ea
78-702400-B	Inside door handle, bronze	20.00 ea
78-702780-S	Window handle, chrome plated	17.50 ea
78-702780-A	Window handle, chrome w/brown knob	25.00 ea
78-702780-B	Window handle, bronze w/yellow-brown knob	25.00 ea
A-46250-P	Handle to shaft pin	0.25 ea
78-48139-C	Escutcheon, chrome plated	7.50 ea
78-48139-PL	Escutcheon, plastic, light brown	5.00 ea
78-48139-PY	Escutcheon, plastic, yellow-brown	5.00 ea
B-48284	Escutcheon spring (under upholstery)	0.50 ea
78-7622012-S	Convertibles only: Door latch striker escutcheon	45.00 pr

1938-47 Pickup

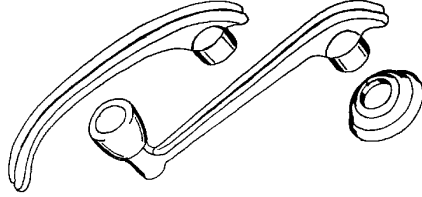


81A-702400-S	Inside door handle	20.00 ea
81A-702780-S	Window handle	15.00 ea
A-46250-P	Handle to shaft pin	0.25 ea
91C-48139	Escutcheon	10.00 ea

* Parts with price listed as "not.avbl" are not known to be available at this time, but are listed for reference.

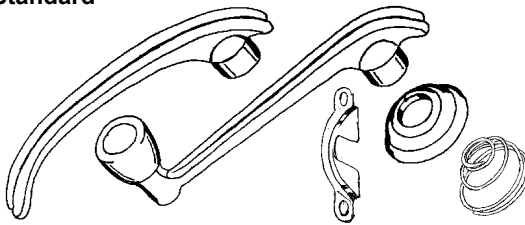
Inside Door and Window Handles, cont

1938 Passenger



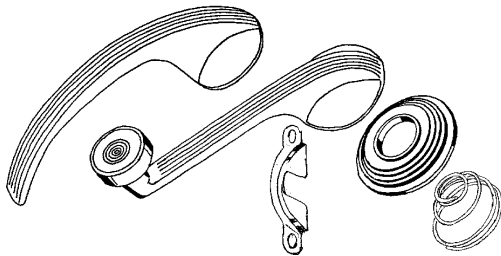
81A-702400-S	Inside door handle, chrome plated	20.00	ea
81A-702400-B	Inside door handle, dark brown	20.00	ea
81A-702780-S	Window handle, chrome plated	15.00	ea
81A-702780-A	Window handle, chrome w/ivory knob	25.00	ea
81A-702780-B	Window handle, dark brown w/ivory knob	25.00	ea
A-46250-P	Handle to shaft pin	0.25	ea
81A-48139-C	Escutcheon, chrome	7.50	ea
81A-48139-PI	Escutcheon, Plastic, ivory	5.00	ea
B-48284	Escutcheon spring (under upholstery)	0.50	ea
78-7622012-S	Convertibles only: Door latch striker escutcheon	45.00	pr

1939 Deluxe & Standard 1940 Standard



91A-702400-S	Inside door handle, chrome	12.50	ea
91A-702400-B	Inside door handle, dark brown (39 Dix)	20.00	ea
91A-702780-S	Window handle, all chrome plated	15.00	ea
91A-702780-A	Window handle, chrome w/yellow knob, 39Std	25.00	ea
91A-702780-B	Window handle, dk brown w/yellow knob, 39Dix	25.00	ea
01A-702780-A	Window handle, chrome w/sand knob, 40Std	25.00	ea
A-46250-P	Handle to shaft pin	0.25	ea
81A-48139-C	Escutcheon, chrome	7.50	ea
91A-48139-PY	Escutcheon, plastic, yellow-brown, 1939	5.00	ea
01A-48139-PS	Escutcheon, plastic, sand, 1940 Std	5.00	ea
B-48284	Escutcheon spring (under upholstery)	0.50	ea
78-7622012-S	Convertibles only: Door latch striker escutcheon	45.00	pr

1940 Deluxe



01A-702400-S	Inside door handle, chrome plated	12.50	ea
01A-702400-B	Inside door handle, bronze	20.00	ea
01A-702780-S	Window handle, all chrome plated	12.50	ea
01A-702780-B	Window handle, bronze w/sand knob	25.00	ea
A-46250-P	Handle to shaft pin	0.25	ea
01A-48139-PD	Deluxe escutcheon, plastic, sand	5.00	ea
01A-7022618-D	Deluxe escutcheon, stainless steel	7.50	ea
B-48284	Escutcheon spring (under upholstery)	0.50	ea
78-7622012-S	Convertibles only: Door latch striker escutcheon	45.00	pr

1939-40 Mercury Door and Window Escutcheons, Plastic

99A-48139-PP	1939 Mercury, pink	7.50	ea
09A-48139-PB	1940 Mercury, dark blue	7.50	ea

1941-48 Passenger

Inside Handles, chrome plated

11A-702400-S	Door handle	15.00	ea
11A-702780-S	Window Handle	12.50	ea
11A-7024448	Crank-out vent handle: Coupe & Sedan	25.00	ea
51A-7923410-CC	Crank-out vent & quarter window handle: Convertible & Station Wagon	27.50	ea
A-46250-P	Handle to shaft pin	0.25	ea

Coupe, Sedan & Conv. Door & Window Handle Escutcheons

With spring loaded metal center.

B-48139-U	1941-48 Chrome plated	5.00	ea
11A-48139-T	1941, tan plastic	10.00	ea
21A-48139-M	1942, maroon plastic	10.00	ea
21A-48139-B	1942, butterscotch plastic	10.00	ea
51A-48139-C	1946, chocolate plastic	10.00	ea
51A-48139-B	1946, blue-gray plastic	10.00	ea
51A-48139-G	1946-48, gray-tan	10.00	ea

1941-48 Station Wagon Door & Window Escutcheons

11A-7923456-K	Set of 8, beaded edges and original shape	17.50	ea
---------------	---	-------	----

Crank-out Vent & Conv. Quarter Handle Escutcheons

81A-48139-C	1941-48 Chrome plated	7.50	ea
11A-48139-VT	1941, tan	5.00	ea
21A-48139-VM	1942, maroon	7.50	ea
21A-48139-VB	1942, butterscotch	7.50	ea
51A-48139-VC	1946, chocolate	7.50	ea
51A-48139-VB	1946, blue-gray	5.00	ea
51A-48139-VG	1946-48, gray-tan	5.00	ea

1948-52 Pickup

7C-8122614	Inside door handle, chrome plated	12.50	ea
7C-8123342	Window handle, chrome w/black knob	15.00	ea
A-46250-P	Handle to shaft pin	0.25	ea
7C-8122618	7C-8122618	10.00	ea

1953-55 Pickup

BAAA-8122600	Inside door handle	17.50	ea
BAAA-8123342	Window handle, w/black knob	17.50	ea
BAAA-8122618	Escutcheon, stainless steel	7.50	ea
BAAA-702400-RC	Handle to shaft clip, use w/round spline shaft	5.00	ea

1956 Pickup

B6C-8122600	Inside door handle	17.50	ea
B6C-8123342	Window handle, w/black knob	17.50	ea
B6C-8122618	Escutcheon, stainless steel	7.50	ea
BAAA-702400-RC	Handle to shaft clip, use w/round spline shaft	5.00	ea

Arm Rests

A-56665-PR	Front door, 1932-48 Passenger	95.00	pr
A-56666-PR	Rear seat, 1930-34 Sedan & Phaeton	70.00	pr
8C-8124141	Front door, 1948-52 Pickup	100.00	pr
BAAA-8124141	Front door, 1953-56 Pickup	60.00	pr

Door Inside and Dash Stainless Trim Set

BAAA-20960-81S	1953-55 Pickup	70.00	set
----------------	----------------	-------	-----

Door Side Emblems

B5C-8125622-A	"Custom Cab": 1955-56 Pickup	27.50	pr
---------------	------------------------------	-------	----

* Parts with price listed as "not.avbl" are not known to be available at this time, but are listed for reference.