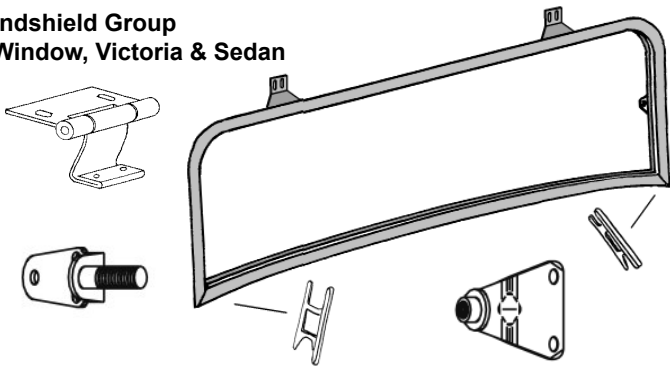


## 1932 Coupe, Victoria and Sedan Windshield and Top

### Windshield Group 5-Window, Victoria & Sedan



### Windshield Frame Kits

Excellent quality steel tubing frames, like original. Kits include hinge to frame brackets, swing arm mount brackets, corner seam beads and rubber gasket.

B-45410-AS	Plain	450.00 ea
B-45410-AC	Chrome	690.00 ea

### Windshield Hinges

B-45506	Hinges, Plain Steel	60.00 ea
B-45507	Hinge to frame brackets (included w/frame)	35.00 pr

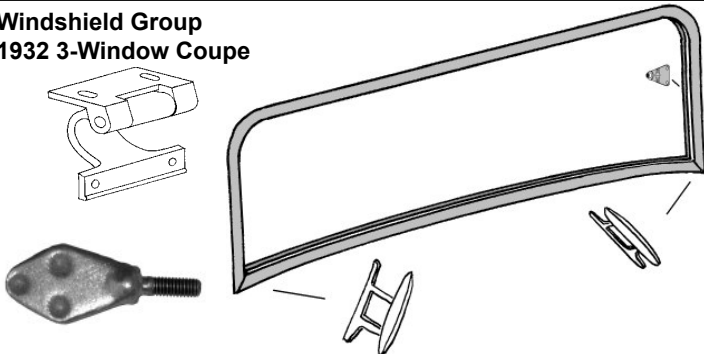
### Windshield Swing Arm Brackets

B-45508	Swing Arm Bracket on frame (included w/frame)	20.00 pr
B-45439	Swing arm stud & Bracket on body	15.00 ea

### Windshield Frame Parts

B-45504	Frame to Body rubber gasket	20.00 ea
B-701276-A	Frame seam beads, chrome	12.50 pr
B-45410-IS	Windshield frame screws, set of 8	2.50 set

### Windshield Group 1932 3-Window Coupe



### Windshield Frame

Windshield frame only. Brackets and seals are NOT included.

B-521410-S	Stock height, plain	450.00 ea
B-521410-C	Stock height, chrome plated	850.00 ea
B-521410-S/2.5	Chopped 2", plain	450.00 ea
B-521410-C/2.5	Chopped 2", chromed	850.00 ea

### Windshield Swing Arm Brackets

B-521520-S	Swing arm brackets on frame, stainless	100.00 pr
B-521530	Swing arm studs on body, cast bronze bracket	35.00 ea

### Windshield Hinges

B-521550-S	Cast bronze, 4 pc set w/pins	250.00 set
------------	------------------------------	------------

### Windshield Frame Parts

B-521419	Frame to body rubber gasket	30.00 ea
B-701276-B	Frame seam beads (original frames)	12.50 pr
40-701276	Frame seam beads (repro frames)	12.50 pr
B-45410-IS	Windshield frame screws, set of 8	2.50 set

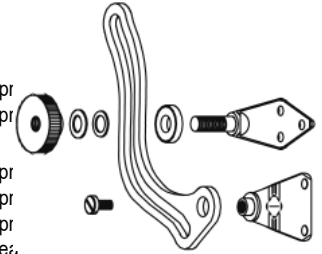
### Windshield Swing Arms

#### Swing arms:

B-45463-S	Stock, chrome	22.50 pr
B-45463-CS	2" chop stainless	60.00 pr

#### Knobs, washers, and screws

A-45482-S	Knobs	15.00 pr
A-45477-S	Clamp washer	7.50 pr
A-45483	Spring washer	5.00 pr
B-45475-S	Arm mount screws	2.00 ea



### Windshield Glass to Frame Setting Tape

B-37193-A	All years, 20 ft, 1/32" thick	10.00 ea
B-37193-B	All years, 20 ft, 3/64" thick	10.00 ea
B-37193-C	All years, 20 ft, 1/16" thick	15.00 ea
B-37193-D	All years, 20 ft, 5/64" thick	15.00 ea

### Traffic signal finder prism

A-18300	Any year	7.50 ea
---------	----------	---------

### 1932 Sedan & 5-Window Windshield

#### Side Garnish Moldings & Header Upholstery Former



WSH32W5S	Header upholstery former, fiberglass	150.00 ea
B-45662	Windshield Header cover, steel	175.00 ea
B-46106-5S	Side garnish moldings, steel, plain	60.00 pr
B-46106-5SS	Side garnish moldings, stainless	65.00 pr

### 1932 3-Window Coupe Windshield

#### Side Garnish Moldings and Header Upholstery Former



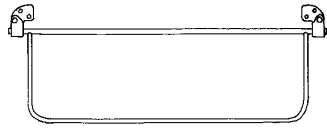
WSH32W3	Header upholstery former, fiberglass	150.00 ea
B-46106-3S	Side garnish moldings, steel, plain	55.00 pr
B-46106-3SS	Side garnish moldings, stainless	65.00 pr



\* Parts with price listed as "not.avbl" are not known to be available at this time, but are listed for reference.

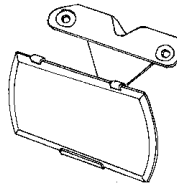
**1932 Coupe, Victoria and Sedan Windshield and Top, cont**

**1932 Sun Visor  
Frames and Brackets,  
Chrome Plated  
1932 3-Window Coupe**  
B-47380-3W 95.00 pr




**Windshield Center Mirror**

**Bevel glass mirror w/brown bracket**  
B-17682-B not.avbl  
**Bevel glass mirror w/stainless bracket**  
B-17682-C 40.00 ea  
**Accessory glass w/stainless trim**  
B-17681-SG 25.00 ea

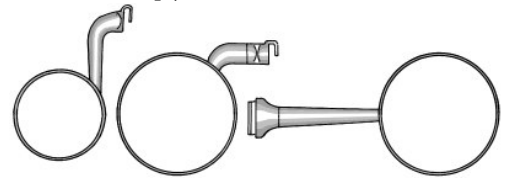


**1932 Five-Window & Sedan  
Door Hinge Mirrors**

**Mirror w/Chrome Plated Arm**  
*Fits RH or LH.*  
B-17741 45.00 ea  
**Replacement Mirror Head**  
B-17741-MH Head with flat glass 22.50 ea  
B-17741-MHC Head with convex glass 20.00 ea



**Peep Mirrors,  
Chrome Plated  
arms  
clamps to edge  
of door.**




78-18414-PR	3" dia, angled arm, RH	27.50 ea
78-18414-PL	3" dia, angled arm, LH	27.50 ea
B-18414-R	4" dia, angled arm, RH	27.50 ea
B-18414-L	4" dia, angled arm, LH	27.50 ea
A-17741-U	4" dia, straight arm, RH or LH	27.50 ea

**Swan Neck Mirror**

*4"chrome head, 6"curved aluminum arm with teardrop base. Mounts with thru bolt into cowl or door panel.*  
HR-18402/3-S Curve neck mirrors 70.00 pr

**Top Retainer Moldings and Seals**

*Extruded aluminum retainer moldings. Must be formed to fit. Coupes use 2 lengths, Sedans and Victorias use 3 lengths. A rubber seal bead is used to seal and hide the attaching nails.*



B-705019	Retainer molding, 70"length	20.00 ea
B-705020-S	Retainer seal bead, rubber	10.00 ea

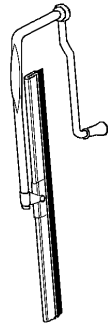


\* Parts with price listed as "not.avbl" are not known to be available at this time, but are listed for reference.

## Windshield Wipers

### Hand Wiper,

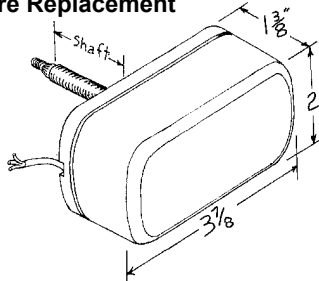
Chrome, with blade



A-17655-AR Any year 25.00 ea

### Wiper Motor: 12 Volt Miniature Replacement

This is the smallest 12v wiper available. This wiper will fit inside header! 100 degree wipe, self park feature. Motor supplied with plastic cover.



Uses 1937-40 style tapered shaft. Shaft nut included.

#### Motor:

B-17508-A10	1" shaft, 1932-36 Roadster & Phaeton 1926-29 Coupe, Tudor & Pickup	160.00 ea
B-17508-A15	1 1/2" shaft: 1928-31 Roadster & Phaeton 1935-38 Coupes & Sedans, 1935-47 Pickups	160.00 ea
B-17508-A20	2" shaft: 1930-31 Victoria & Slant Windshield 1932-34 Coupes & Sedans, 1938-47 Cabover	160.00 ea
B-17508-A25	2 1/2" shaft: 1930-31 Coupe, Sedan, Pickup (requires hollowing of wood header above windshield)	160.00 ea

### Finned Aluminum Cover for Miniature Motor

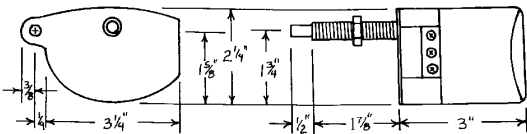
Cast aluminum, includes mounting screws, Replaces the plastic cover on the Pacific Western Design mini wiper. Perfect for roadsters and phaetons where the motor is exposed



B-17508-C 125.00 ea

### 12 Volt Universal Replacement Wiper Kits

Motor has stainless steel housing, 110 degree wipe and automatic return. An adjustable (8"-12") wiper arm and an 11" blade are included. The wiper shaft can easily be shortened. This wiper will extend past header area. Has a plain 1/4" shaft.



A-17085-SS	12v Universal wiper kit	50.00 ea
SR-17508-SWK	12v Universal wiper w/quick release kit	140.00 ea
U-17529	Arm for universal A-17085-SS motor	17.50 ea
U-17529-CHP	Chopped arm, 6" to 8", for A-17085-SS motor	17.50 ea
U-17528	Blade for universal A-17085-SS motor	5.00 ea

### Replacement Electric Wiper Motor for 1928-36 Arms

Similar dimensions to universal wiper except with switch at back. Arms and blades not included

A-17085-12	12 volt	40.00 ea
A-17085-6	6 volt	45.00 ea

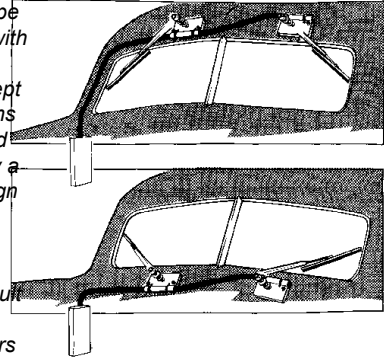
### Roadster "quick release" wiper system

Designed to clamp to the top of the windshield frame for use only when needed. Includes motor, blades, clamps and wire.

SR-17508-SWK 1926-36 140.00 ea

### Specialty Power Windows Wiper Kit

This is the heaviest duty unit available. Universal dual wiper drive has two wiper shafts with a simple to adjust 90 to 160 degree sweep. Towers accept either 1/2" fine knurl end arms (1941-modern), or 1/4" round shaft arm ends. Power is by a high torque late model design wiper motor, using a push-pull cable transmission. For above windshield mounted wipers cable routing is difficult through windshield post so mounting motor behind doors is recommended.



SPW-WWK2I	Wiper Kit for cowl mounting	400.00 ea
SPW-WWKXLWD-2I	Wiper Kit w/long cable for trunk mounting	425.00 ea

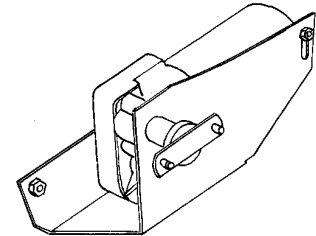
### In Header 12v Wiper Kit

Mounts in header, includes transmission, wiper towers, wiper arms and blades

T-17508-2S	1926-27 Coupe & Sedan	450.00 ea
A-17508-A2S	1928-29 Coupe & Sedan	450.00 ea
A-17508-T2S	1928-29 Pickup	450.00 ea
A-17508-2S	1930-31 Coupe & Tudor	425.00 ea
B-17508-T2S	1932-34 Pickup	450.00 ea
48-17508-2S	1935-36 Coupe & Sedan	450.00 ea
50-17508-2S	1935-36 Pickup	450.00 ea
78-17508-C2S	1937 Coupe & Sedan	450.00 ea
81A-17508-C2S	1938 Coupe & Sedan	450.00 ea
01C-17508-2S	1940-47 Pickup	450.00 ea

### Direct Replacement 12 volt Wiper Motors

Replaces original vacuum wiper and uses original transmission and towers.



78-17508-2S	1937-39 Convertible & Wagon (stock under dash location)	250.00 ea
91A-17508-2S	1939 Coupe & Sedan	250.00 ea
01A-17508-2S	1940 Passenger (firewall mount)	250.00 ea
11A-17508-2S	1941 Coupe, Sedan & Convertible	250.00 ea
21A-17508-2S	1942-47 Coupe, Sedan & Convertible	250.00 ea
6A-17508-2S	1948 Coupe, Sedan & Convertible	250.00 ea
7C-17508-2S	1948-50 Pickup	250.00 ea
1C-17508-2S	1951-52 Pickup (replaces vacuum motor)	250.00 ea
1C-17508-E2S	1951-52 Pickup (replaces original electric motor)	275.00 ea
BAAA-17508-2S	1953-55 Pickup (replaces vacuum motor)	250.00 ea
BAAA-17508-E2S	1953-55 Pickup (replaces original electric motor)	275.00 ea
B6C-17508-2S	1956-60 Pickup (replaces vacuum motor)	250.00 ea
B6C-17508-E2S	1956-60 Pickup (replaces original electric motor)	275.00 ea

### Wiper Motor to Linkage Spring Clip

78-17540	1937-40 Convertible/Wagon, 1940 Passenger	5.00 ea
06H-17531	1941-48 Passenger, 1948-56 Pickup	2.00 ea

\* Parts with price listed as "not.avbl" are not known to be available at this time, but are listed for reference.

## Windshield Wipers, cont

### Wiper Tube (or Wiring) to Cowl Grommet

B-17523	1932-36 Roadster & Phaeton	7.50 ea
---------	----------------------------	---------

### Wiper motor to windshield frame clamp

1926-31 Roadster & Phaeton

A-17589-S	fits original vacuum motor use spacers with mini wiper	10.00 set
-----------	---	-----------

### Wiper Motor Shaft to Roof Seals & Bezels

40-17515	1933-34 Coupe & Sedan: Bezel, chrome	not.avbl
40-17541	1933-34 Coupe & Sedan: Seal, rubber	3.00 ea
48-17515	1935-36 Coupe, Sedan & PU: Bezel, chrome	not.avbl
48-17541	1935-36 Coupe, Sedan & PU: Seal, rubber	5.00 ea
78-17515	1937-39 Coupe, Sedan & PU: Bezel, chrome	12.50 ea
11A-17541	1937-39 Coupe, Sedan & PU: Seals, rubber	3.00 pr

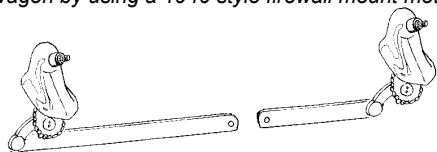
### Wiper Motor Shaft to Cowl Seals and Bezels

01C-17515	1940-47 Pickup: Bezel, chrome	not.avbl
11A-17541	1940-47 Pickup: Seal, rubber	3.00 pr
11A-17515	1941-48 Passenger: Bezel, chrome	22.50 pr
11A-17541	1941-48 Passenger: Seal	3.00 pr
7C-17515	1948-52 PU: Bezel, chrome, RH or LH	10.00 ea
7C-17515-NUT	1948-52 PU : Nut (hex), chrome, RH or LH	7.50 ea
7C-17541	1948-52 PU: Seal, 1948-52	3.00 pr
BAAA-17515	1953-56 PU: Bezel, chrome, RH or LH	7.50 ea
7C-17515-NUT	1953-55 PU: Nut (hex), chrome, RH or LH	7.50 ea
B6C-17515-NUT	1956 PU: Nut (slotted), chrome, RH or LH	7.50 ea
BAAA-17541	1953-56 PU: Seal, 1953-56	3.00 pr

### Windshield Wiper Towers on Body

Includes both towers and linkage to motor

1940 Convertible/Wagon towers and linkage can be used on 1937-39 Convertible/Wagon by using a 1940 style firewall mount motor.



78-17552-S	Wiper Towers: 1937-39 Convertible/Wagon	120.00 set
01A-17552-CS	Wiper Towers: 1940 Convertible/Wagon	175.00 set
01A-17552-DS	Wiper Towers: 1940 Coupe & Sedan	120.00 set
78-17556	Pads: 1937-40 Convertible	5.00 pr
01A-17556	Pads: 1940 Coupe & Sedan	5.00 pr

### 1948-56 Pickup Wiper Pivot

7C-17566-A	RH, 1951-52 Pickup	35.00 ea
7C-17567-A	LH, 1951-52 Pickup	35.00 ea
BAAA-17566	RH or LH, 1953-55 Pickup	30.00 ea
B6C-17566	RH or LH, 1956 Pickup	30.00 ea

### Wiper Arms and Blade for 1928-36 Wiper Shaft

Fits the 1928-36 shaft with the groove and pin hole.

Note that most cars and pickup with visor used an external mount wiper motor.

#### Wiper Arms

A-17529	for external mount vacuum motor	5.00 ea
B-17529	for internal mounted motors	10.00 ea

#### Wiper Blade

A-17528	Wiper blade, 7 1/4"	5.00 ea
68-17528	Wiper blade, 8 1/4"	5.00 ea
11A-17528	Wiper blade, 9"	5.00 ea

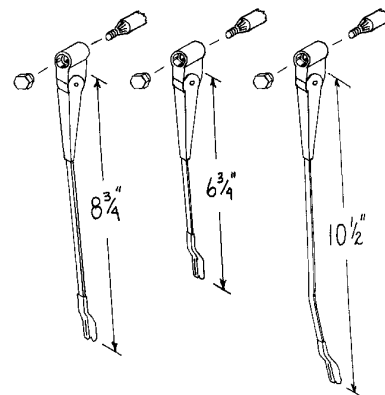


### Wiper Arms and Blades for 1937-40 Taper shaft

1937-40 Style arms and blades fit original vacuum wipers or 12v miniature replacement motors.

Original Ford used the hook style. Hook style blades can be easily shortened. Hook style arms can be shortened with modest effort.

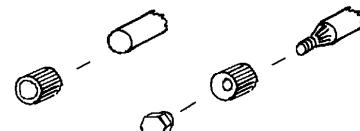
Wrist style arms and blades are the 1950's style attachment and are not easily shortened.



"Hook Style"		"Wrist Style"		
Wiper Arm 6 3/4"	01A-17529	17.50 ea	01A-17529-WT	17.50 ea
Wiper Arm, 8 3/4"	78-17529	17.50 ea	78-17529-WT	17.50 ea
Wiper Arm, 10 1/2" LH	01C-17526-LH	17.50 ea	01C-17527-WT	17.50 ea
Wiper Arm, 10 1/2" RH	01C-17526-RH	17.50 ea	01C-17526-WT	17.50 ea
Wiper Blade, 6"	A-17528	5.00 ea	SR-17528	15.00 ea
Wiper Blade, 8"	68-17528	5.00 ea	78-17528-WT	15.00 ea
Wiper Blade, 9"	11A-17528	5.00 ea		
Wiper Arm Shaft Nut	78-17481	7.50 ea		

### 1/2 Spline Shaft Adaptor

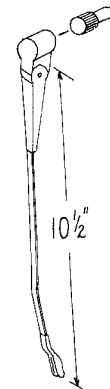
1/2" Spline shaft end to mount to 1928-36 groove & pin style, 1/4" smooth, and 1937-40 taper shaft (nut not included)



11A-17500-2836	fits 1928-36 groove & pin, or 1/4" shaft	10.00 ea
11A-17500-3740	fits 1937-40 taper shaft	10.00 ea

### Wiper Arms and Blades Fit 1941-Modern 1/2" Spline shaft

"Hook" blade/arm connection style were original through 1948. Hook style blades can easily be shortened. Wrist style was typical 1949-1950's. A more effective wiper design yet difficult to modify length



	Hook Style	Wrist Style.		
6" blade		SR-17528	15.00 ea	
7 1/2" blade	A-17528	5.00 ea		
8 1/4" blade	68-17528	5.00 ea	78-17528-WT	15.00 ea
9" blade (41-48)	11A-17528	5.00 ea		
10" blade (48-52 PU)			7C-17528	15.00 ea
11" blade			8A-17528	17.50 ea
12" blade (53-56 PU)			B6C-17528	15.00 ea
Arm RH 41-48 10 1/2"	11A-17529-R	17.50 ea	11A-17529-RW	17.50 ea
Arm LH 41-48 10 1/2"	11A-17529-L	17.50 ea	11A-17529-LW	17.50 ea
Arm, 48-52 PU	7C-17527	17.50 ea		15.00 ea
Arm, 53-55 PU	B6C-17527	17.50 ea		15.00 ea
Arm, 56 PU LH	B6C-17527	17.50 ea		15.00 ea
Arm, 56 PU RH	B6C-17526	17.50 ea		15.00 ea

\* Parts with price listed as "not.avbl" are not known to be available at this time, but are listed for reference.